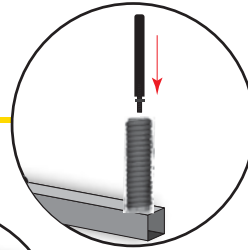
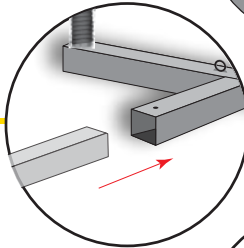


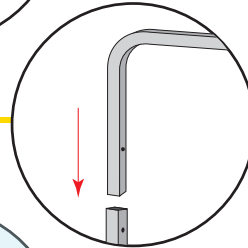
1 Place BASE on flat surface and screw (2) MOUNTING PINS into SPRINGS securely.



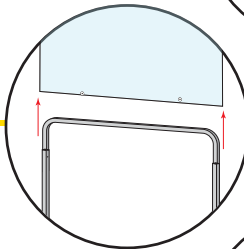
2 Extend LEGS and insert one into each of the (4) BASE LEGS.



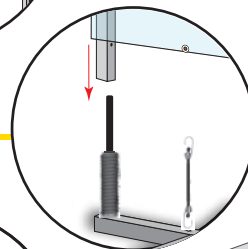
3 Extend (2) FRAME UPRIGHTS and connect to FRAME TOP.



4 Insert FRAME into BANNER.



5 Slide FRAME and BANNER over MOUNTING PINS and secure with BUNGEE CORDS to BASE.



6 Frames may 'walk' on hard surface. Ballast with SPIKES or SANDBAGS as needed.

